



RENAISSANCE
Cast Stone

Where the past meets the present



Custom Cast Stone Products

www.RenaissanceCastStone.com



RENAISSANCE
Cast Stone

We strive to deliver high quality
product every time.
This is our guarantee.

Custom Cast Stone Products:

- Entries
- Surrounds
- Key Stones
- Columns and Pedestals
- Balustrades
- Grand Staircases
- Crown Moulding
- Mantels and Fireplaces
- Kitchen Hoods
- Accents – Filigree
- Accents – Spheres and Finials
- Accents – Planters
- Accents – Wall Caps
- Accents – Masonry
- Accents – Banding
- Accents – Chimney Caps
- Outdoors – Signs
- Outdoors – Address Blocks
- Outdoors – Mailboxes
- Outdoors – Pavers
- Outdoors – Pergolas
- Outdoors – Patios
- Outdoors – Kitchens
- Outdoors – Fireplaces
- Fountains, Pool Coping
- Outdoors – Benches
- Foundation Access Doors
- Foundation Vents
- Burnished Blocks
- Commercial
- Head Stones
- Cemetery Benches
- Memorial Crosses



RENAISSANCE
Cast Stone

www.RenaissanceCastStone.com



RENAISSANCE
Cast Stone

*We gladly
take on any
challenge*



Renaissance Cast Stone is a manufacturer of high quality cast stone, with many years of experience. With our full line of custom cast stone products, we strive to contribute to the tradition and timeless beauty of cast stone architectural detail.

This catalog is a presentation of some of the projects we have worked on, and on which we helped create stunning decorative cast stone both for homes and commercial buildings.

We have an experience of over 20 years in this field and we can create any custom structures needed to beautify your projects.

We will be happy to work on any new projects, as well as restoration and repair of older projects. Just let us know what you have in mind and we will make it become reality.

Ordering your custom cast stone from Renaissance Cast Stone has never been easier !

Entries



Every opening is different. Renaissance Cast Stone entries can be customized for any size, style and finish option to fit your specific needs.

Any entries can be customized to fit your needs



Entries



Surrounds



The classic series of cast surrounds brings simple elegance to any window. With many designs to choose from, you can dress up any project.

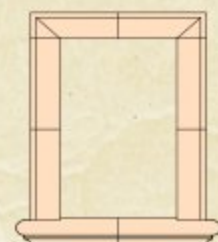


Surrounds



Surrounds

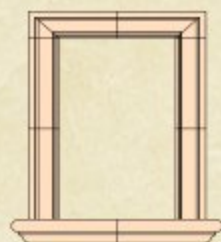
Typical Surrounds



1. Avalon Surround
Formoso Sill



2. Heathcliff Surround
Avalon Sill



3. Tilman Surround
Tilman Sill



4. Marco Surround
Marco Sill



5. Legacy Surround
Legacy Sill



6. English Tudor
Surround

The classic series of cast surrounds bring simple elegance to any room. With many designs to choose from, you can dress up any project.

We will gladly custom-make any style and make anything you have in mind come true in a beautiful way. The sky is the limit!

Please take a look at the few examples enclosed in this brochure.

Surrounds Styles




1. Eyebrow



2. Half Round



3. Elliptical



4. Gothic



1. Palladium



2. Oval



3. Picture frame



4. Custom

The styles represented are only a few of the many we have manufactured.

The dense finish of our cast stone products is more resistant to weather and dirt, and has lower moisture absorption. The finish also has a smooth stone-like finish with no pits or bug holes.


Reinforcement is added to provide the structural advantages of precast concrete with the beauty, uniform surface quality and durability of natural stone.

Our cast stone products meet and exceed the highest quality standards.

Window / Door Headers



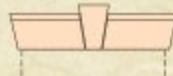
Style A



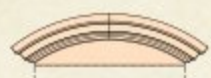
Style B




Style C




Style D



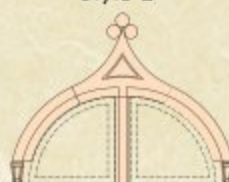
Style E



Style F



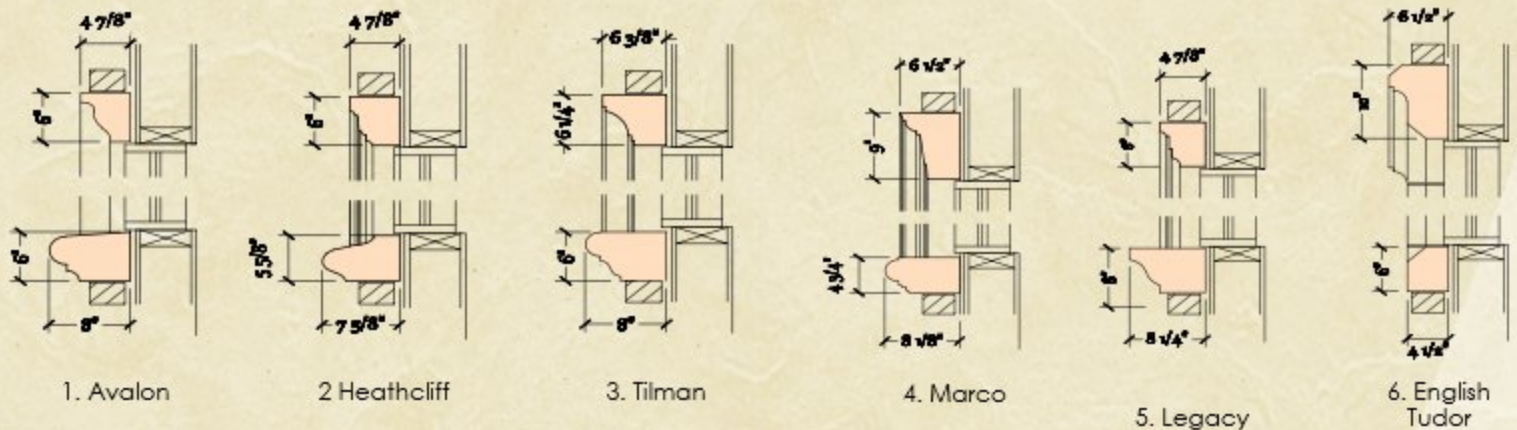
Style G



Style H

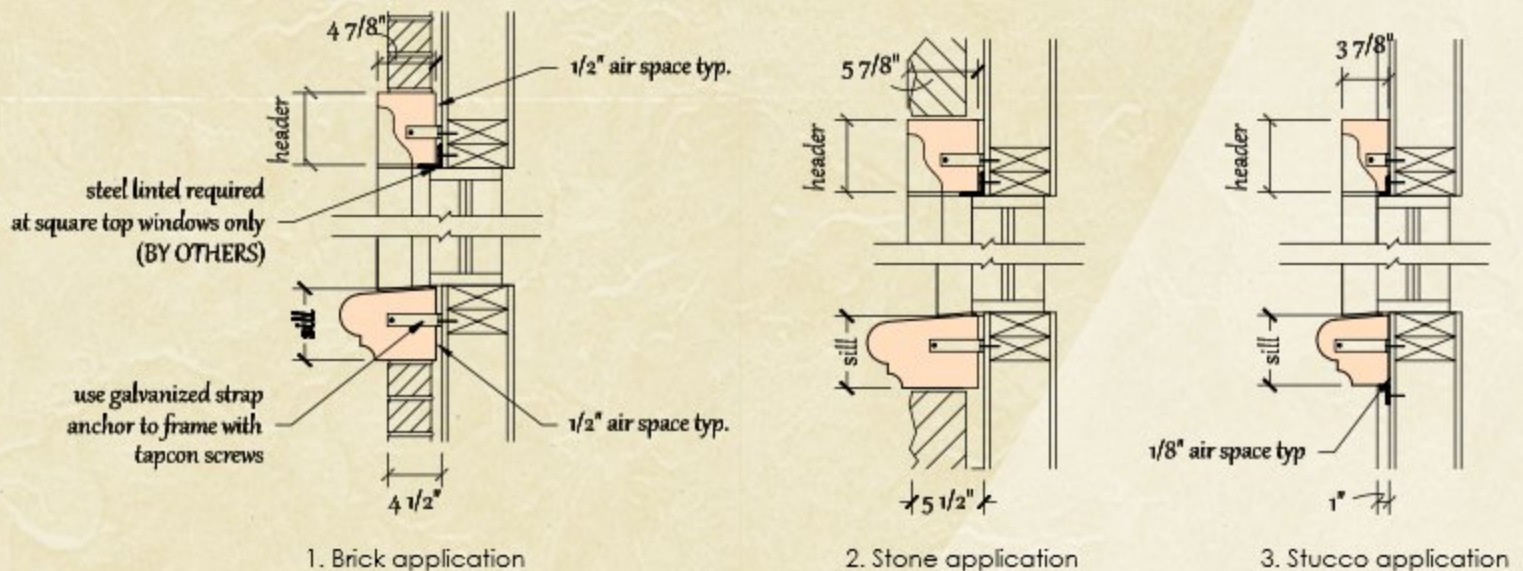
Cast stone headers can be customized to meet the home owner's preference. Key stones are optional. See key stone and surrounds for options.

Typical Window Details



Above are sectional drawings of our typical window surrounds. We have 6 typical surrounds, however we would be glad to do any custom style for our customers.

Installation Guide



The exterior material chosen for your home building affects the depth of the cats stone.


The installation guide shows brick, stone, and stucco to show the difference in depth requirements.

Typically, 1/4" is added to the window or door unit size on all four sides to determine the masonry opening size. Shop drawings will be provided on your project for approval

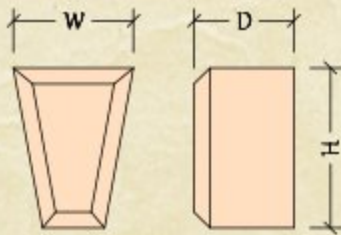
Key Stones



Keystones can be used at the top of an arch, or within the masonry, at the top of a window or door. Keystones are accents that bring out the beauty of an arch or opening.

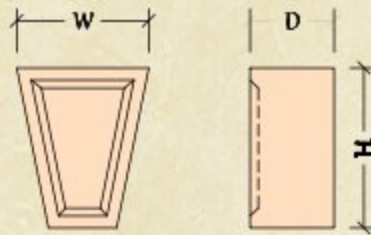


Key Stones Styles



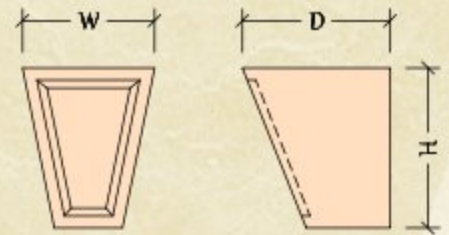
**Diamond
Chamfer**

	"W"	"H"	"D"
8"	6 1/4"	8"	6"
10"	7 1/2"	10"	6"
12"	8"	12"	6"



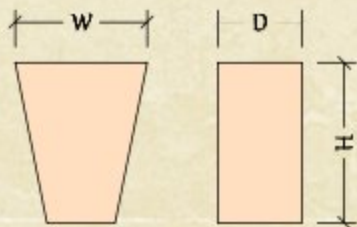
Recessed

	"W"	"H"	"D"
8"	6 1/4"	8"	6"
10"	7 1/2"	10"	6"
12"	8"	12"	6"
12"	12"	12"	4 7/8"
24"	24"	24"	5 7/8"



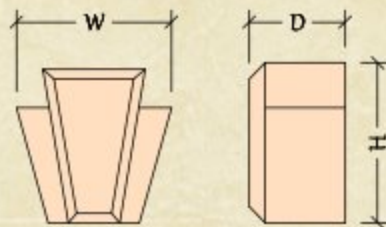
Estate

	"W"	"H"	"D"
8"	6 1/4"	8"	8 1/2"
10"	9 1/2"	10"	9"



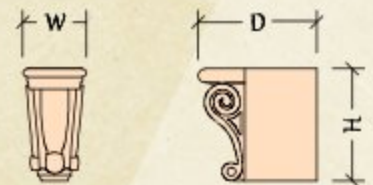
flat face

	"W"	"H"	"D"
8"	6 1/4"	8"	5"
10"	7 1/2"	10"	5"
12"	8"	12"	5"



Royal

	"W"	"H"	"D"
8"	6"	8"	5 3/4"
10"	9"	10"	6"
12"	12 1/8"	12"	8"

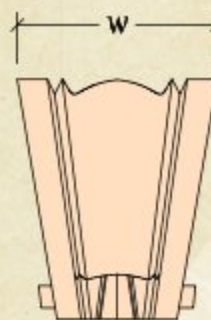


**Roman
7"**

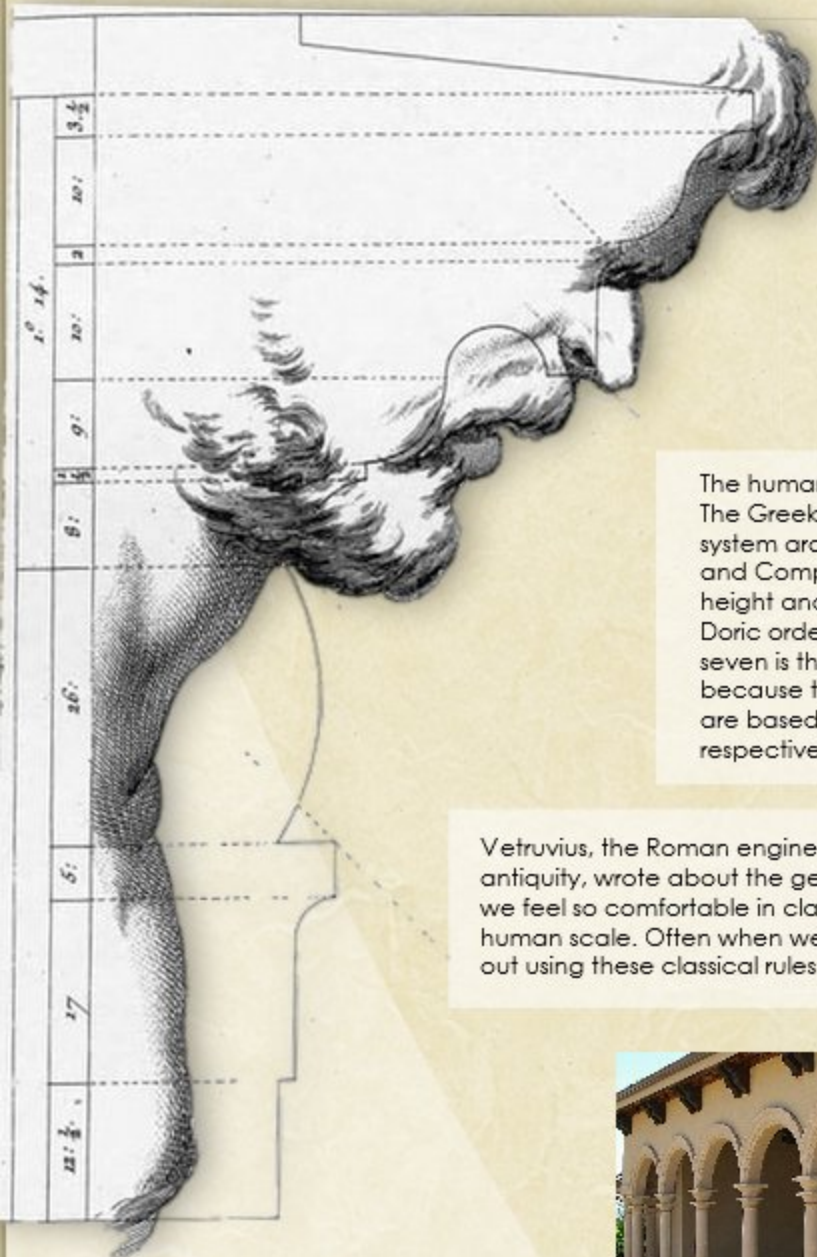
	"W"	"H"	"D"
7"	4"	7"	7 1/2"

**Imperial
15"**

	"W"	"H"	"D"
15"	12 1/2"	15"	9 1/2"



Columns




The classical rules of design and proportion were established by the Greeks and Romans, and reaffirmed during the Renaissance. The Greeks (and then the Romans) looked to nature and man as a model for design, discovering in both places a proportion so perfect they called it the golden ratio. It is best realized in the golden rectangle, a mathematical ratio of roughly 3:5. Our bodies are full of golden rectangles: the length of the hand to length of the forearm is one example. The height of your belly button to your total height is often a golden ratio.

The human body is an amazing proportional study of beauty and scale. The Greeks and Romans understood this and designed their proportioning system around it. Each of the five orders (Tuscan, Doric, Ionic, Corinthian, and Composite) is based on a human scale, usually represented in the height and width of the column. For example, the very similar Tuscan and Doric orders have a 1:7 ratio, where one equals the column width and seven is the height. These orders are usually referred to as masculine because they have male proportions. . . . The Ionic and Corinthian orders are based on women's bodies, with smaller proportions-1:8 and 1:9, respectively. . .

Vetruvius, the Roman engineer and writer of the only architectural book we have from antiquity, wrote about the gender-specific personalities of the different orders. One reason we feel so comfortable in classical rooms is because they are designed and laid out on a human scale. Often when we like a room and can't explain why, it's because it's been laid out using these classical rules, making us feel naturally more comfortable there.



Columns and Pedestals




Columns Styles



Tapered Shaft
Straight Shaft



Verona



Doric
Tapered/fluted



Tuscan



Ionic



Scamuzzi



Corinthian



Tuscan
Rope

Columns deliver the structural integrity you need with stunning style!

Columns can be solid stacked pieces, or hollow sections and they are made to suite your specific needs in height and diameter.



stainless steel strap with
tapcon screws at each joint

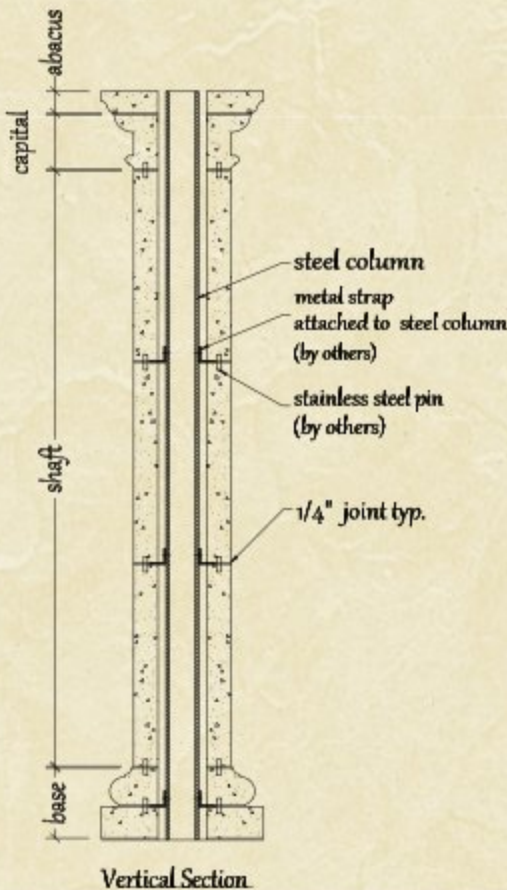
steel column

Columns Styles Details

Caps and Bases Styles:

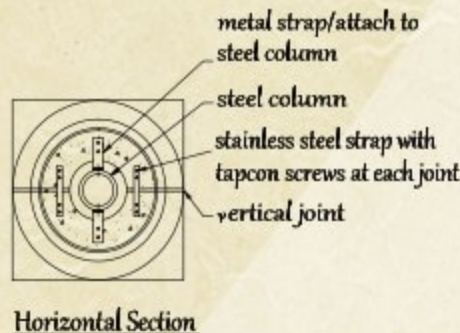


Columns' Installation Guide



Notes

1. Anchor details shown are for illustration purpose only.
2. Inspection of framing to support anchoring systems by others.
3. Cut outs in stone required for proper anchoring to be done at jobsite by others.
4. Anchors to be specified and sized by others based on the specific requirements of an individual project.
5. All anchors to be STAINLESS
6. Anchors, Fasteners, and steel to be supplied by others.
7. Columns are non-load bearing, split, and hollowed to clear a structural steel column.



Balustrades

The pictures show a few examples of balustrades from some of the projects that we worked on in the past.



Cast stone balustrade systems add drama and timeless beauty to grand staircases, entries, porches and any other places that need to be surrounded by an open parapet.

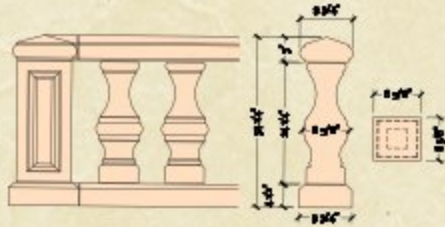
Balustrades can be considered an ornamental parapet that can be used to define exterior or interior spaces.



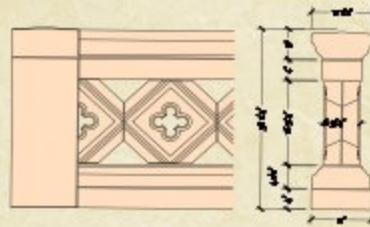
Balustrades are the one of the finest and most complex architectural elements, that we can be customized according to your taste and the style of your home.



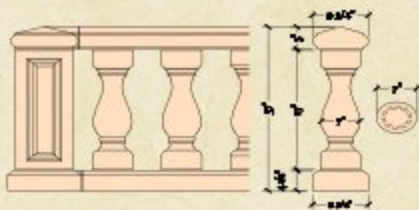
Balustrade Styles



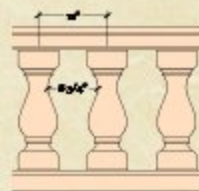
1. Square



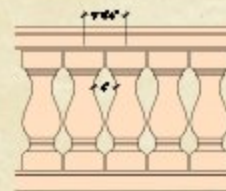
2. Octagonal



3. Round



Spacing at floor level



Spacing at balconies

Since ancient times beautiful balustrades were sculpted from real stone, sculpted by hand. It was a long and labor intensive process..

As opposed to real hand cut stone, the cast stone balustrades offer an endless number of possibilities for shape and style, with the same look and durability of real stone.

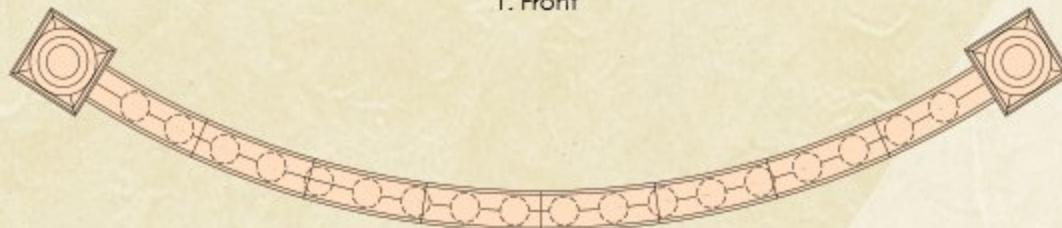
Our balustrades are suited for both indoor and outdoor installation, the materials we are using are weather resistant and very durable, and are re-enforced for extreme durability.

Balustrade systems are figured by the linear foot and will depend on the type of spacing your balusters are placed in and by the code requirements in many cases.

Round Balustrade



1. Front



2. Plan

Grand Staircases

Grand staircases are colossal staircases, usually curved in shape and very ornate, that confer majesty and elegance to the entry hallway of the house.

A grand staircase greets you in spectacular fashion. The railings of the cast stone staircase can be molded in many custom ways, to match the style and interior décor of the home.

Below is an example of a stunning grand staircase we manufactured, that we call a helical staircase due to it's shape.



Exterior Grand Staircase

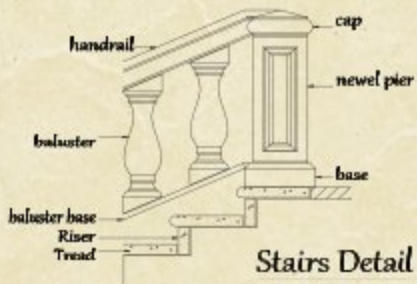
Cast stone is a very durable material, virtually maintenance free, thus making it one of the best materials for exterior architectural features.

Pictured in the picture on the right is a grand exterior staircase, one of our last projects. The staircase adds timeless beauty and elegance to the home.

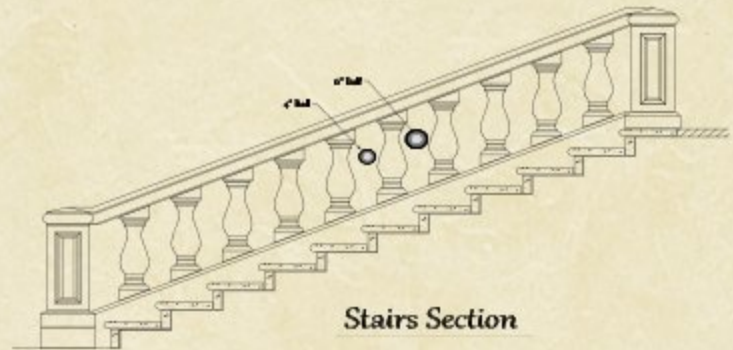


Grand Staircases

Staircase Technical Detail

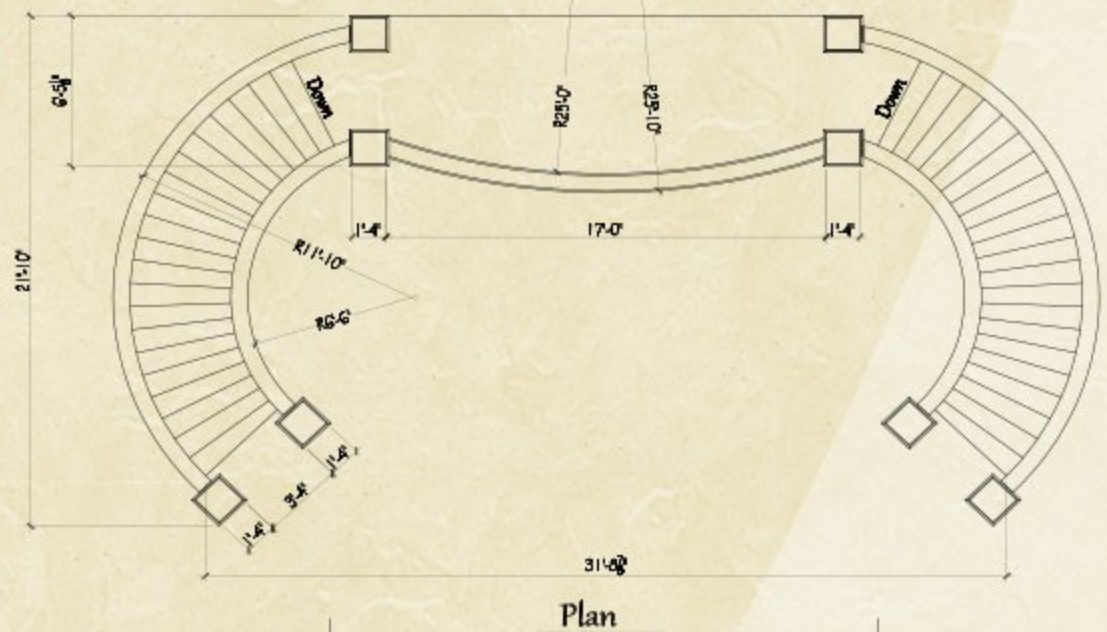


Stairs Detail




Stairs Section

Exterior Grand Staircase Plan



Plan

Exterior Grand Staircase Front View



Front

Crown Molding



Patterned Ceiling




Panel and Mirrors



Patterned Ceiling

Cast stone crown molding can greatly improve the look of your home. With many sources of inspiration available, you can choose the style that will best enhance the beauty of your home. The pictures show the exquisite quality of our product.



Smooth Columns



Barrell Ceiling



Crown Molding



Crown Molding

Sergio Medallion



Crown Molding



The Marco Dome 6'

Cast stone accents such as medallions and filigrees can be as beautiful as works of art. The pictures show some of our beautiful custom indoor projects: medallions, domes, filigrees, niches and other accents.



Cartouche



The Gold Dome 6'



*12" Column
Corinthian Cap*



The Ornato Dome 6'



*Gold Dome
© 2000 Enaissance*



*Smooth Columns
W-Corinthian Cap C*

Mantels and Fireplaces

Mantels are one of the most common and most customizable cast stone items.

Mantels can be customized by size and style. Custom fireplaces can be very simple or very ornate.

These are pictures of some of our past projects.



Mantels and Fireplaces



Mantels and Fireplaces



Kitchen Hoods

Like to cook? A beautiful kitchen hood will be the focal point of your kitchen, and will also provide the much needed air ventilation. A kitchen hood can also be customized according to the space available for it and the style desired by the customer.



Accents - Filigrees



We can produce many different decorative details for the outside of your building, in the style of your choice, from Victorian or Classic to Modern. The possibilities are unlimited. We can even make a replica of your favorite statue, that will look just like it is made of stone!



Accents - Spheres and Finials



Pineapple Finial



Outdoor cast stone accents can be best described as "architectural art". These are simple or complex architectural details that confer timeless elegance and beauty to any structure.



Accents - Planters



Turin Planter



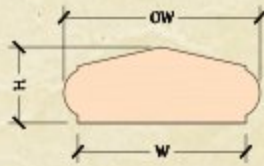
Tagliare
H-21"
W-31"



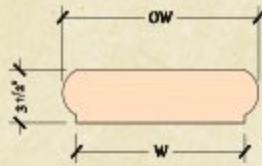
Accents - Wall Caps




Wall Caps Styles



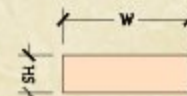
1 Bullnose With Pitch



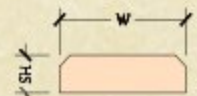
2 Bullnose With Flat Top



3 Flat With Pitch



4 Flat

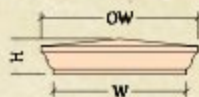
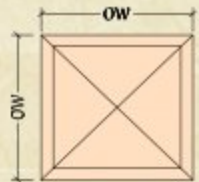


5 Chamfered

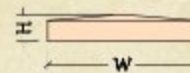
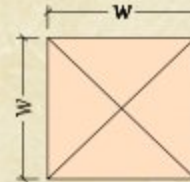
W	OW	H
9	11"	4"
12	14 5/8"	5 1/4"
14	16 3/4"	5 1/4"
16	19"	5 1/2"
18	21 1/4"	5 3/4"
20	23 1/4"	5 3/4"
22	25 1/4"	5 3/4"
24	27 1/4"	5 3/4"
26	29 1/4"	5 3/4"

W	H	SH
9	3"	2 1/2"
12	3"	2 1/2"
14	3"	2 1/2"
16	3 1/2"	3"
18	3 1/2"	3"
20	4"	3 1/2"
22	4"	3 1/2"
24	4 1/2"	4"
26	4 1/2"	4"

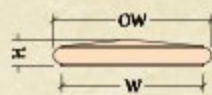
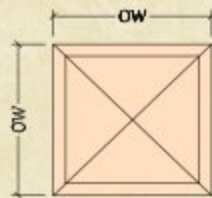
Pier Caps Style




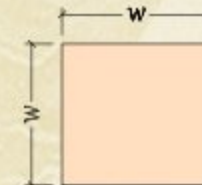
Crown	"W"	"OW"	"H"
10"	14 1/2"	6"	
12"	16 1/2"	6"	
14"	16 1/2"	6"	
16"	20 1/2"	6"	
18"	22 1/2"	6 1/2"	
20"	24 1/2"	6 1/2"	
22"	26 1/2"	6 1/2"	
24"	28"	6 1/2"	
26"	30 1/2"	7"	
28"	32 1/2"	7"	
30"	34 1/2"	7"	
32"	36 1/2"	7"	
34"	38 1/2"	7"	



PIRAMID TOP	"W"	"H"
	10"	4"
	12"	4"
	14"	4"
	16"	4"
	18"	4"
	20"	4"
	22"	4"
	24"	4 1/2"
	26"	4 1/2"
	28"	4 1/2"
	30"	4 1/2"
	32"	5"
	34"	5"



Bullnose	"W"	"OW"	"H"
10"	14"	4 3/8"	
12"	14 3/8"	4 7/8"	
14"	16 3/4"	4 3/4"	
16"	19"	5"	
18"	20 1/4"	5 1/4"	
20"	21 3/4"	5 1/2"	
22"	24 1/4"	5 3/8"	
24"	26 1/2"	5 3/8"	
26"	28"	5"	
28"	30 1/2"	5"	
30"	32 1/2"	6"	
32"	34 1/2"	6"	
34"	36 1/2"	6"	



Flat	"W"	"H"
10"		3 1/2"
12"		3 1/2"
14"		3 1/2"
16"		3 1/2"
18"		3 1/2"
20"		3 1/2"
22"		3 1/2"
24"		4"
26"		4"
28"		4"
30"		4"
32"		4 1/2"
34"		4 1/2"

Accents




A building is considerably beautified by incorporating cast stone in the masonry of the building. Most commonly, the corners of the building are accentuated by cast stone blocks in different shapes. Custom cast stone veneers of your desired shape and color can also be manufactured to cover the entire building for a timeless look and finish.



Accents - Banding



Accents - Chimney Caps



Outdoors - Signs




Sign 2

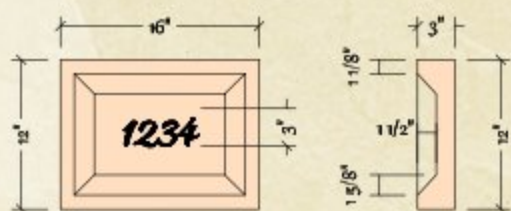


Sign 3


Outdoors - Address Blocks



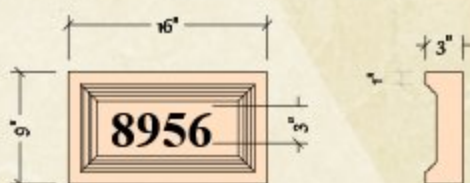
Technical Details



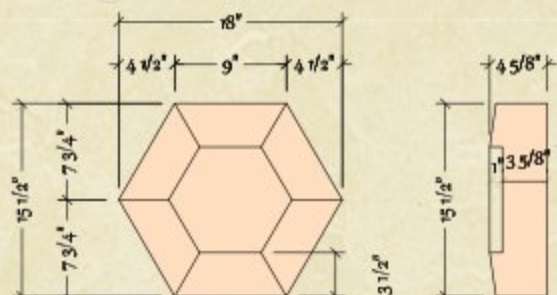
1 Recessed



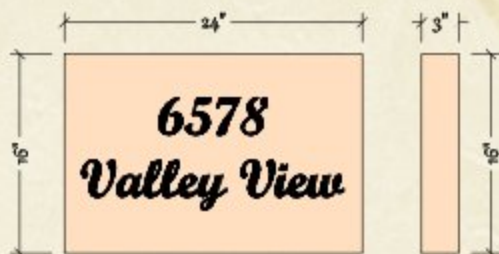
2 Chamfered



3 Recessed



4 Accent



5 Flat

Note
Lettering is engraved into cast stone and painted.

Outdoors - Mailboxes




Outdoors - Pavers



Outdoor cast pavers can be created in your desired shape and color.

Using cast stone pavers is a more esthetic way of creating beautiful paths and patio areas in your yard, that can actually be changed at a later time!

You will not have to worry about the cracks like you would with poured concrete. The pavers can be replaced one at a time.



Outdoors - Pergolas



Cast stone helps create awe inspiring statements to outdoor spaces. Pergolas are an elegant way to provide shade, and enhance and define your outdoor living and entertainment areas. Whether you desire a classic garden pergola with climbing vines and flowers, or an inviting poolside enclave, a pergola is a beautiful and functional addition to your home.



Outdoors - Patios & Kitchens



Outdoors - Kitchens



Custom cast stone outdoor kitchens can be created just as you want it, beautiful and highly efficient. This is a great way to enjoy cooking outdoors regardless of the weather !



Outdoors - Fireplaces



Fountains, Pool Coping



Ornamental cast stone can give fountains a beautiful, romantic look.

On pools, cast stone coping will not only add beauty and charm, but will also grant more comfort and safety to the pool edge. With the smoothness of the cast stone, you will not have to worry about rough surfaces or sharp edges.



Outdoors - Benches





Outdoor Arches



Splash Guard Block



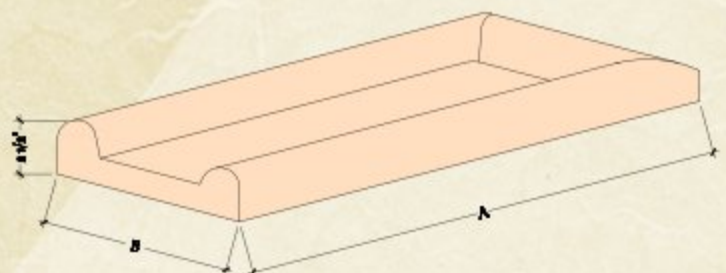
Precast concrete splash guard blocks (downspout splash guards) are placed under downspouts to allow controlled drainage of rainwater.

Rainwater pouring out of your downspouts can wear down soil and cause moisture problems around your foundation.

Our splash guard blocks will protect the foundation of your house and the soil around your house.

Product	Dim. A	Dim. B
Gutter Splash Block	29 1/2"	10 1/2"

Our splash guard blocks can be simply positioned under your downspout and water will be safely directed away from your house. The splash guard will direct and distribute water away from your foundation.



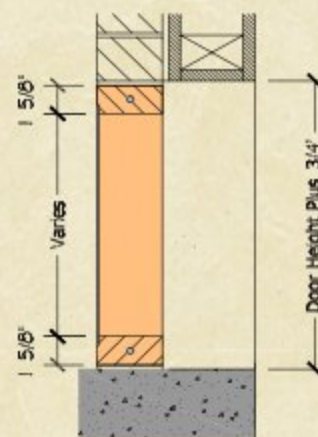
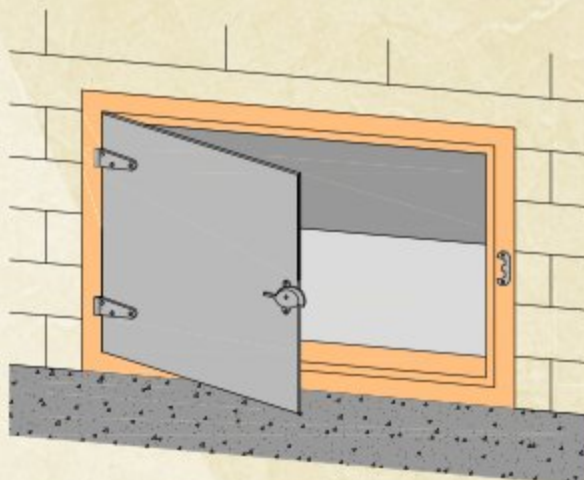
Foundation Access Doors



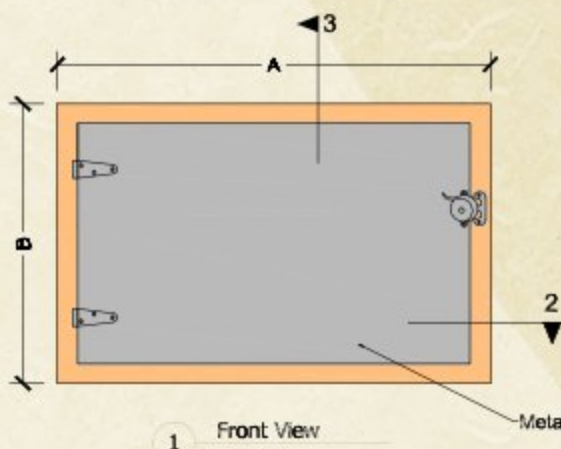
Foundation access doors are installed for access convenience and for safe egress under emergency circumstances. Positive latch accepts pad locks. Lintel and hinged door provides access to crawl space and basements. The doors are made from heavy gauge steel, while the frame is made of concrete re-enforced with iron bars for stability and strength. Foundation doors are available in 2 convenient sizes.

PRODUCT	Dim. A	Dim. B
Foundation Door	24"	16"
Foundation Door	24"	20"

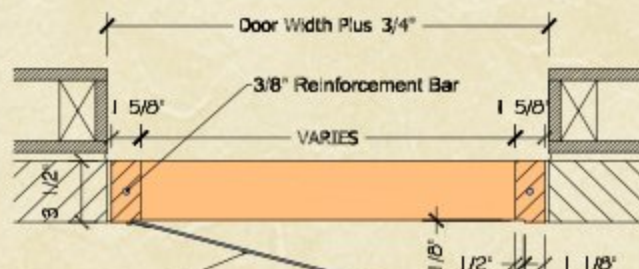
Technical Details



3 Vertical Section



1 Front View



2 Horizontal Section

All of our foundation vents, Foundation doors and splash blocks are made with 5,000 psi concrete and 3/8" inch reinforcement bar (as needed) for stability. Each one hand crafted for perfection.

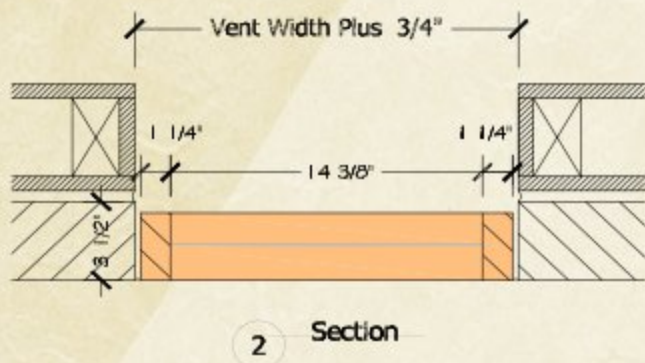
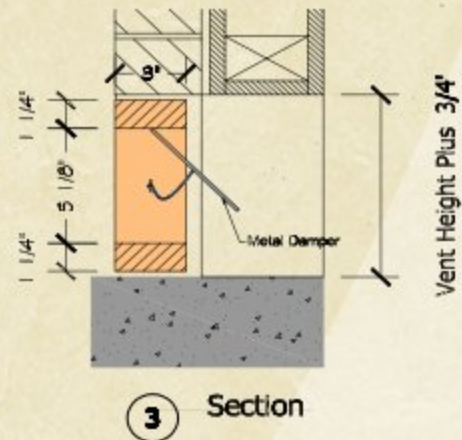
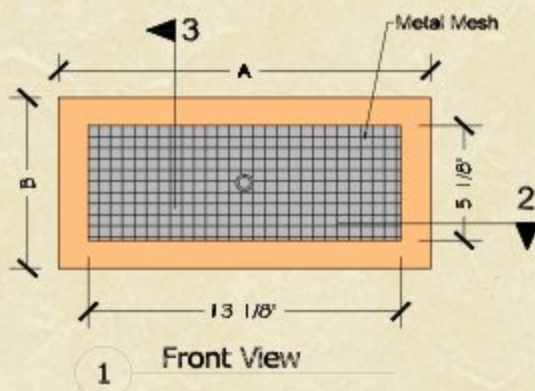
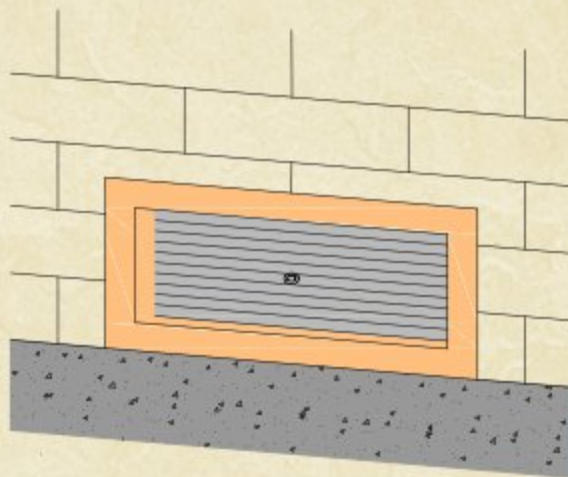
Foundation Vents



Foundation vents are your first line of defense against the moisture that can wreak havoc underneath your home. Foundation vents allow proper foundation ventilation in your crawlspace, diminishing the possibility of getting mold or moisture damage in your foundation. The vents will allow fresh air circulation in your crawlspace and will allow the removal of any musty, moist air.

PRODUCT	Dim. A	Dim. B
Foundation Vent	15 5/8"	7 5/8"

Technical Details



All of our foundation vents, Foundation doors and splash blocks are made with 5,000 psi concrete and 3/8" inch reinforcement bar (as needed) for stability. Each one hand crafted for perfection.

Burnished Blocks

Bring out the beauty of your masonry projects!



Our new product, the burnished block, features a highly polished, beautifully exposed aggregate finish for a distinctive look. Burnished block offers stunning coloration effects, yielding unlimited subtleties in hue and tone. The blocks are treated and sealed for high strength, durability, fire-resistance, thermal insulating, and sound absorbing and waterproofing.



With its smooth surface and modern, polished look, the beautifully finished burnished blocks are perfect for interior walls. On exterior walls, the burnished blocks will not only confer beauty to the building, but will also ensure an enduring, waterproof and weatherproof finish. Your burnished block wall is virtually maintenance-free! Choose your finish from the pictures below:

Available Colors

Coal



Anadarko



Crimson Red



Gypsy White



Light Grey



Norman Grey



Advantages and Benefits

- ❑ Low installation costs
- ❑ Virtually maintenance free surfaces
- ❑ Durable finish
- ❑ Can be used both indoor and outdoor
- ❑ Enhances beauty for any project
- ❑ Unlimited design combinations
- ❑ Available in 6 different colors
- ❑ High versatility, in load-bearing or veneer applications: can be used for both residential and commercial projects.
- ❑ Fireproof, energy efficient and sound absorbing

Samples

The applications for this product are numerous. Please take a look at the pictures showing some samples of the burnished blocks that we produced recently, and that include: bricks, veneers, pavers, tiles, masonry blocks, tiles.



The burnished blocks are colored and burnished in our shop, with lots of care for quality and finish.

Contact us today to learn how Renaissance Cast Stone can add more value to your next project.

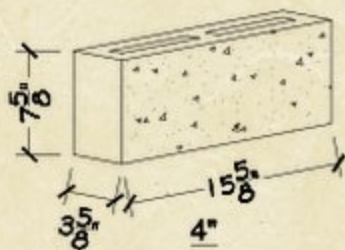
- Casting
- Replication
- Restoration
- New Construction
- Existing



Technical details

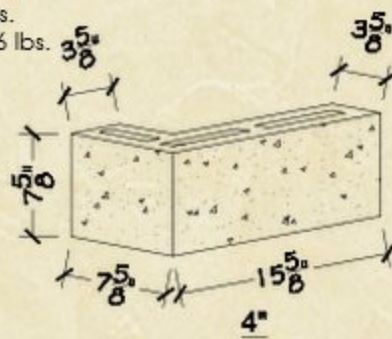
4 x 8 x 16 Partition

Lightweight - 18 lbs.
Normal weight - 24 lbs.
Unit/pallet - 120



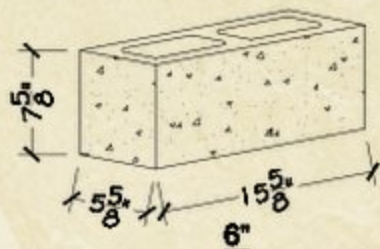
4 x 8 x 16 "L" Corner

Lightweight - 27 lbs.
Normal weight - 36 lbs.
Unit/pallet - 92



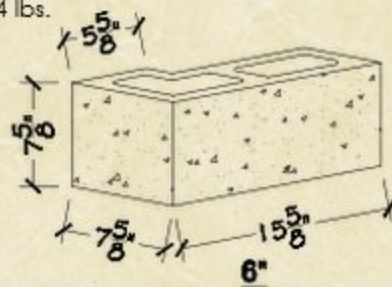
6 x 8 x 16 Stretcher with end

Lightweight - 22 lbs.
Normal weight - 29 lbs.
Unit/pallet - 120



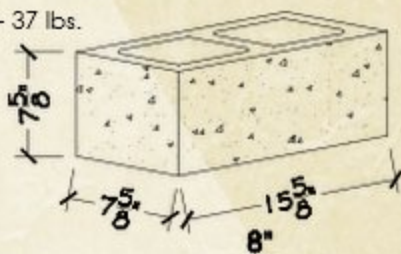
6 x 8 x 16 "L" Corner

Lightweight - 26 lbs.
Normal weight - 34 lbs.
Unit/pallet - 96



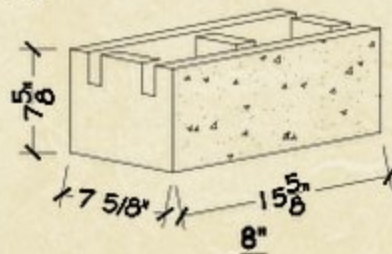
8 x 8 x 16 Stretcher & Corner

Lightweight - 28 lbs.
Unit/pallet - 90
Normal weight - 37 lbs.



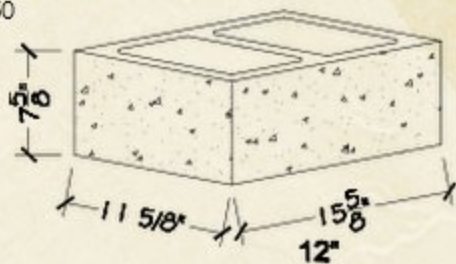
8 x 8 x 16 KO BOND BEAM

Lightweight - 30 lbs.
Unit/pallet - 90
Normal weight - 40 lbs.
Unit/pallet - 75



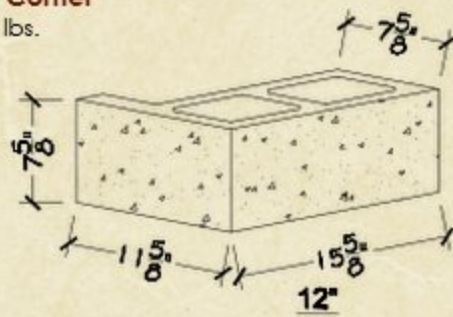
12 x 8 x 16 Stretcher with end

Lightweight - 39 lbs.
Unit/pallet - 60
Normal weight - 52 lbs.
Unit/pallet - 50




12 x 8 x 16 "L" Corner

Unit weight - 52 lbs.
Unit/pallet - 60

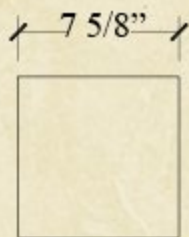


8x8x16 Burnished Block - Standard

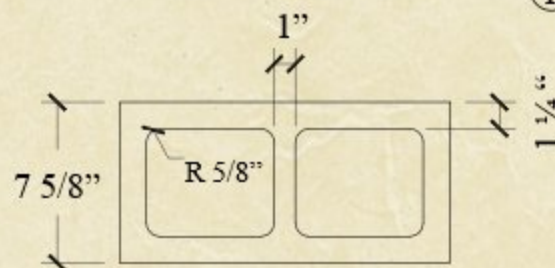
Light Weight - 28lbs
Normal Weight - 37lbs
Unit / Pallet - 90



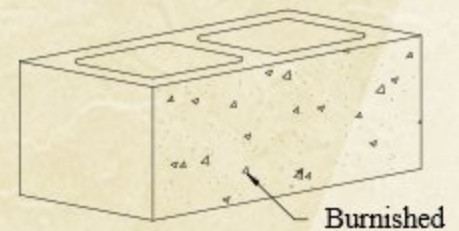
① Front View



② Side View



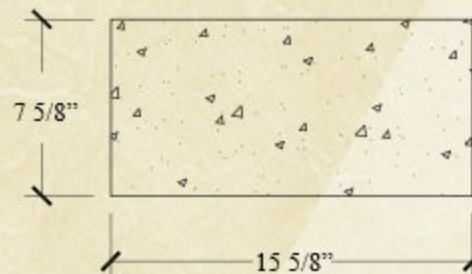
③ Top View



④ Oblique View

4x8x16 Burnished Block - Standard

Light Weight - 18lbs
Normal Weight - 24lbs
Unit / Pallet - 120



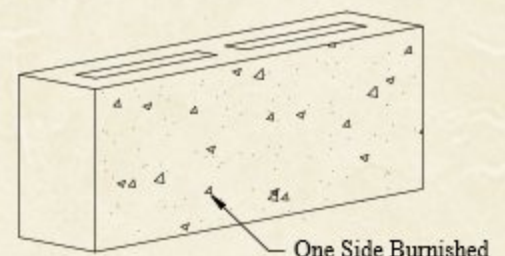
① Front View



② Side View



③ Top View



④ Oblique View

Commercial Projects

St. Eugene Catholic Church



St Eugene was a very grand project, with many cast stone features like door and window surrounds, banding, ornamental accents, planters, arches.

The cast stone accents confers the otherwise simple brick building, the gothic grandeur that is typical for a Catholic Church.





Commercial Projects

Heritage Museum



Nabors Building



Exchange Bank



Commercial Projects

130 N Broadway Ave.



Modern with a vintage look, something that can be easily achieved with decorative cast stone. This brick building was beautified with cast stone entry, key stones, window seals, and many different accents like wall veneers, and moulding.





Commercial Projects

437 NW 12th St-4

This brickwork building is also getting new life and beauty with cast stone accents like entry surround, one great window surround, bending, ornamental wall accents, molding and finials at the top of the building, as well as cast stone planters by the front door.



Memorial Headstones

Bible Headstones




The Bible headstone is in a shape of a Bible book, and stands 25" tall, or 30" tall including the pedestal.

The right side features a verse from Psalm 23, while the left side is customized with the name and information of the deceased.

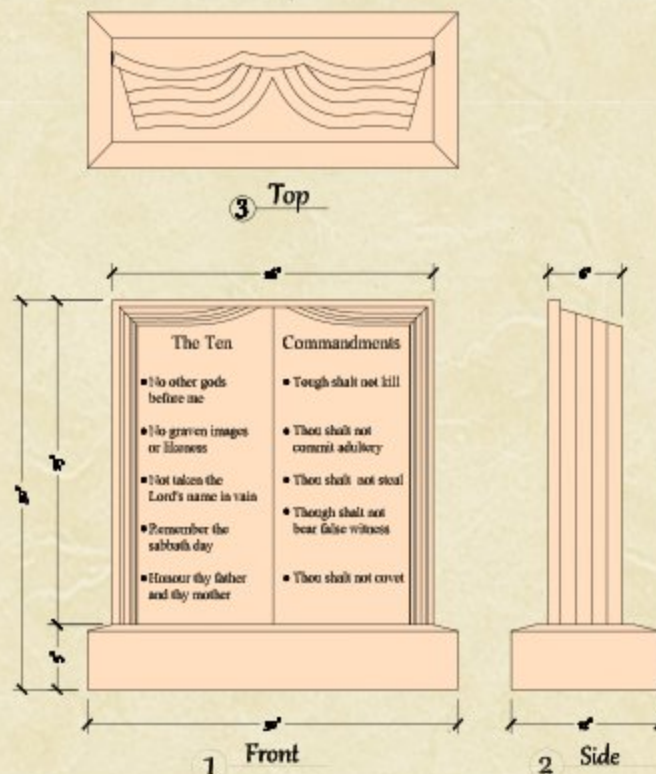


Technical details

Bible Headstone (A)



Bible Headstone (B)



Traditional Headstones



Cast stone headstones are not only beautiful and very durable, but also are much more affordable than the sculpted stone headstones.

Cemetery Benches



We manufacture benches in classic, elegant styles. Our benches are very durable and can be placed outdoors or indoors, and will require virtually no maintenance. You can pick one of our colors and styles or, or we can create a custom bench just for you.

Memorial Crosses

3-Bar Cross



1. Buff



2. White



3. Burnished

3-Budded Cross



Colors



1. Buff

2. Dark Buff

3. Limestone

4. Sahara

5. White

Memorials are one of the most important purchase we can make for our loved ones. Sadly, it can also be one of the most expensive. With this in mind, Renaissance Cast Stone set out to manufacture an affordable alternative to granite and all other real stone memorials.


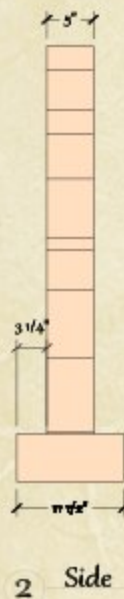
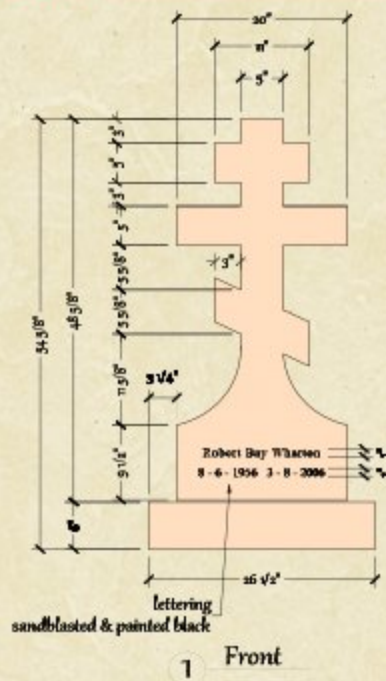
Renaissance Cast Stone memorials and headstones are thoughtfully crafted with cast stone and sealed with a 100 year sealer. All memorials - including crosses - are rebar reinforced to give the lasting quality that you expect.

With the ability to create almost any design, we can produce any custom design on demand, and create the perfect affordable memorial for your loved ones.

All memorial Headstones, Crosses, Benches will be customized with text as needed.

The memorial crosses are available in 5 colors.

3-Bar Cross



3-Budded Cross

